


**Key to the Families of Scale Insects in Florida (adult females)**

**Gregory S. Hodges and Gregory A. Evans  
Florida State Collection of Arthropods**

1. Associated with palms; adults reddish brown, globular in appearance, and sessile.  
.....Phoenicococcidae (palm scales)



- 1b. Not associated with palms, or if associated with palms, then not as above.....2


- 2(1b) Found on twigs of oak; body nearly spherical, mottled light and dark brown.  
.....Kermesidae (oak gall scales)



- 2b. Not found on twigs of oak, or if on oak, then not as above.....3

- 3(2b) Body covered by thick resin, irregularly shaped and generally maroon to black in color;  
found on stems of host.....Kerriidae (lac scales)

- i. Body in shape of bow-tie (3-5 mm in width), wide host range  
.....*Paratachardina lobata* (lobate lac scale)



- ii. Body irregularly shaped but appears rounded; 5-10 mm in width, occurring only on *Acacia*.....*Tachardiella mexicana*



- 3b. Body not covered by thick resin, usually symmetrical, color and position variable.....4
- 4(3b) Legs present and mobile (legs absent in a few Pseudococcidae), adult female usually more than 2.5 mm in length and covered with whitish waxy plates or strands.....5
- 4b. Legs present or absent but adult female usually not mobile, usually less than 2.5 mm in length and not covered with whitish waxy plates or strands.....9
- 5(4) Body covered by bleach white wax, with grooved waxy ovisacs carried by female; legs exceptionally large and strong.....6
- 5b. Body covered by fine-mealy wax; ovisacs not grooved and not carried by female.....7
- 6(5) Body color orange; ovisac much shorter than body.....Margarodidae (*Icerya purchasi*, cottony cushion scale)



- 6b. Body color white; ovisac extending about length of body or more...Ortheziidae (ensign scales)



- 7(5b) Body usually tapered posteriorly; adults completely covered in snow white ovisac; anal lobes greatly protruding; usually found on grasses and oak .....Eriococcidae (felt scales)



- 7b. Body usually round or elliptical and not tapered posteriorly; ovisac not carried by adults; anal lobes not greatly protruding.....8

- 8(7b) Associated with Cactaceae and with profuse amounts of wax; body fluid dark and ink-like when specimen is squished.....Dactylopiidae (Cochineal insects)



8b. Associated with a wide variety of hosts including Cactaceae and usually with less wax; body fluid lighter when specimen is squished.....Pseudococcidae (mealybugs)




9(4b) Scale cover can be “flipped” off exposing a protoplasmic blob-like insect underneath.....10

9b. Scale cover not present, or if covered then can not be flipped off as above.....11

10(9) Legs present; scale cover resembles small white wax cap...(False Armored scales) Conchaspidae



10b. Legs absent; scale cover usually not as above.....Diaspididae (armored scales)



- 11(9b) Body shape and sculpture similar to a “hand-grenade”, generally light brown to tan in color found on twigs of various ornamentals, especially *Hibiscus*.....Cerococcidae (ornate scales, *Cerococcus deklei*)



- 11b. Body shape and sculpture not as above.....12

- 12(11b) Usually found in nodes of grasses; body shape generally elongate and flattened and reddish brown.....Aclerdidae (flat grass scales)



- 12b. Rarely found in the nodes of grasses; body shape usually round to elliptical and variable in color.....13

- 13(12b) Body with posterior apex not incised medially, generally upraised and surrounded by a thin, glassy wax; occurring on stems or twigs often causing pits or distortions in twigs under their body.....Asterolecaniidae ( pit scales)



13b

Body with posterior apex deeply incised medially, upraised or not, and generally not surrounded by glassy wax margin; found on leaves, stems or twigs but not causing pits.

.....Coccidae (soft scales)

